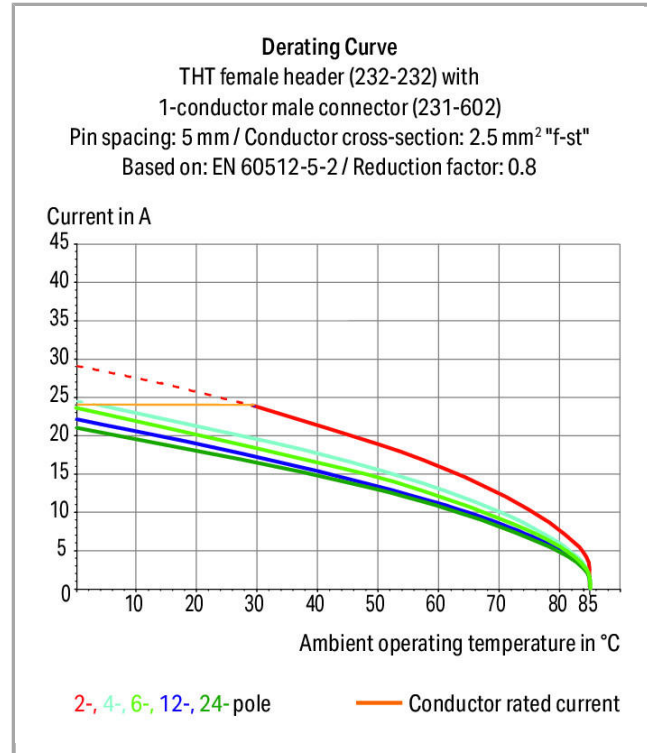



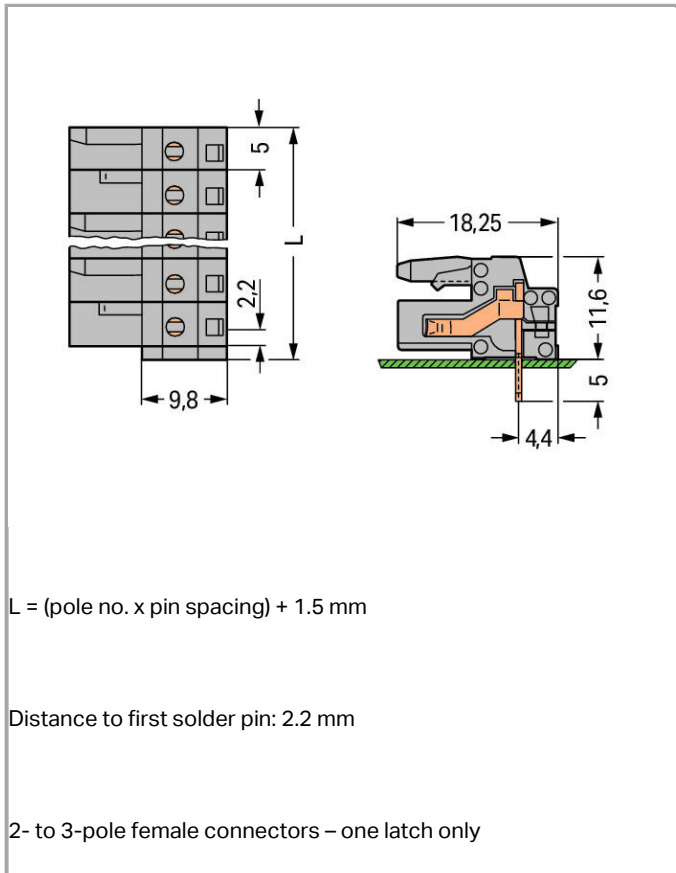
Data sheet | Item number: 232-239

THT female header; 0.6 x 1.0 mm solder pin; angled; Pin spacing 5 mm; 9-pole



232-239





Item description

- Horizontal or vertical PCB mounting via straight or angled solder pins
- For board-to-board and board-to-wire connections
- Touch-proof PCB outputs
- Easy-to-identify PCB inputs and outputs
- With coding fingers

Safety information 1:

The *MULTI CONNECTION SYSTEM (MCS)* is designed without breaking capacity for compliance with DIN EN 61984. When used as intended, MCS Connectors shall not be connected/disconnected when live or under load. The circuit design should ensure header pins, which can be touched, are not live when unmated.

Data

Electrical data

Ratings per IEC/EN 60664-1

Rated voltage (III / 3)	320 V
Rated impulse voltage (III / 3)	4 kV
Rated voltage (III / 2)	320 V



Rated impulse voltage (III / 2)	4 kV
Rated voltage (II / 2)	630 V
Rated impulse voltage (II / 2)	4 kV
Rated current	12 A

Approvals per UL 1059

Rated voltage UL (Use Group B)	300 V
Rated current UL (Use Group B)	15 A
Rated voltage UL (Use Group D)	300 V
Rated current UL (Use Group D)	10 A

Approvals per UL 1977

Rated voltage per UL 1977 (factory wiring only)	600 V
Rated current per UL 1977 (factory wiring only)	15 A

Approvals per CSA

Rated voltage CSA (Use Group B)	300 V
Rated current CSA (Use Group B)	15 A
Rated voltage CSA (Use Group D)	300 V
Rated current CSA (Use Group D)	10 A

Connection data

No. of poles	9
Total number of potentials	9
Number of connection types	1
Number of levels	1

Geometrical Data

Pin spacing	5 mm / 0.197 inch
Width	46.5 mm / 1.831 inch
Height	16.6 mm / 0.654 inch
Height from the surface	11.6 mm / 0.457 inch
Depth	18.25 mm / 0.719 inch
Solder pin length	5 mm
Solder pin dimensions	0.6 x 1 mm
Drilled hole diameter (tolerance)	1.3 ^(-... +0.1) mm

Plug connection

Contact type (pluggable connector)	Female connector/socket
------------------------------------	-------------------------

Connector connection type	for PCBs
Mismating protection	No
Mating direction to the PCB	0°

PCB contact

PCB contact	THT
Solder pin arrangement	over the entire female connector, in line
Number of solder pins per potential	1

Material Data

Color	gray
Material group	I
Insulating material	Polyamide 66 (PA 66)
Flammability class per UL94	V0
Contact material	Copper alloy
Contact plating	tin-plated
Fire load	0.147 MJ
Weight	8.5 g

Environmental Requirements

Limit temperature range	-60 ... +85 °C
-------------------------	----------------

Commercial data

Product Group	3 (Multi Conn. System)
Country of origin	DE
GTIN	4044918579247
Customs Tariff No.	85366990990

Compatible products

check



Item no.: 231-661

Test plugs for female connectors; for 5 mm and 5.08 mm pin spacing

231-661

Downloads

CAD/CAE - Smart Data

CAD data

3D Download 232-239	URL	Download
---------------------	-----	----------

**PCB libraries**

DesignSpark Library for WAGO Pluggable PCB Connectors (MULTI CONNECTION SYSTEM) Compatible with DesignSpark PCB Version 4.x or higher	2.1 Oct 6, 2014	zip 6.1 MB	Download
EAGLE Library for WAGO Pluggable PCB Connectors (MULTI CONNECTION SYSTEM) Compatible with EAGLE PCB Design Software Version 6.x or higher	2.1 Oct 6, 2014	zip 6.2 MB	Download
TARGET Library for WAGO Pluggable PCB Connectors (Multi-Connection System) Compatible with TARGET PCB Design Software Version 17.x	1.1.0 Oct 6, 2014	zip 7.4 MB	Download

Subject to changes.
